






## Hoyer® Loop Style Sling Color/Size Chart - Standard Size

Recommended weight range should only be used as a guideline as other factors can affect sizing.


Lift Types		Spreader Bar	Sling SWL
Advance Elara HPL500	HPL700 Presence Stature	Loop 	500 lbs.

Sling	Size	Color	Recommended Weight Range (lbs)																		
			35	75	100	125	150	175	200	275	300	500									
<b>Access</b>  Material: Padded	XS	Brown	NA1600																		
	S	Red	NA1601																		
	M	Yellow		NA1603																	
	L	Green			NA1606																
	XL	Blue								NA1608											
<b>Access, Head Support</b>  Material: Padded	XS	Brown	NA1625																		
	S	Red	NA1626																		
	M	Yellow		NA1627																	
	L	Green			NA1628																
	XL	Blue							NA1629												
<b>Quickfit</b>  Material: Padded	XS	Brown	NA1002P																		
	S	Red	NA1000P																		
	M	Yellow		NA1003P																	
	L	Green			NA1006P																
	XL	Blue							NA1008P												
<b>Quickfit</b>  Material: Mesh	S	Red	NA1001																		
	M	Yellow		NA1004																	
	L	Green			NA1007																




Sling	Size	Color	Recommended Weight Range (lbs)																		
			35	75	100	125	150	175	200	275	300	500									
<b>Full Back</b>  Material: Padded	XS	Brown	NA1067																		
	S	Red	NA1068																		
	M	Yellow		NA1069																	
	L	Green			NA1070																
	XL	Blue							NA1071												
<b>Full Back</b>  Material: Mesh	XS	Brown	NA1080																		
	S	Red	NA1081																		
	M	Yellow		NA1082																	
	L	Green			NA1083																
	XL	Blue							NA1084												
<b>Full Back Disposable</b>  Material: Disposable	XS	Brown	NA25620																		
	S	Red	NA25621																		
	M	Yellow		NA25622																	
	L	Green			NA25623																
	XL	Blue							NA25624												

### Hoyer® Clip Style Sling Color/Size Chart - Standard Size

Recommended weight range should only be used as a guideline as other factors can affect sizing.

Lift Types	Cradle	Sling SWL
Presence Stature	Clip 	500 lbs.


Sling	Size	Color	Recommended Weight Range (lbs)												
			35	75	100	125	150	175	200	275	300	500			
<b>Comfort Standard</b>  Material: Polyester	XS	Brown	NA25501												
	S	Red	NA25502												
	M	Yellow		NA25503											
	L	Green			NA25504										
	XL	Blue						NA25505							
<b>Comfort</b>  Material: Mesh	XS	Brown	NA25511												
	S	Red	NA25512												
	M	Yellow		NA25513											
	L	Green			NA25514										
	XL	Blue						NA25515							
<b>Comfort</b>  Material: Padded	XS	Brown	NA25506												
	S	Red	NA25507												
	M	Yellow		NA25508											
	L	Green			NA25509										
	XL	Blue						NA25510							
<b>Comfort Disposable</b>  Material: Padded	XS	Brown	NA25610												
	S	Red	NA25611												
	M	Yellow		NA25612											
	L	Green			NA25613										
	XL	Blue						NA25614							




Sling	Size	Color	Recommended Weight Range (lbs)											
			35	75	100	125	150	175	200	275	300	500		
<b>Access Comfort</b>  Material: Padded	XS	Brown	NA25750											
	S	Red	NA25571											
	M	Yellow		NA25572										
	L	Green			NA25571									
	XL	Blue						NA25574						
<b>Access Comfort Head Support</b>  Material: Mesh	M	Yellow		NA25577										
	L	Green			NA25578									
	XL	Blue						NA25579						
	S	Red	NA1201											
	M	Yellow		NA1202										
<b>Comfort Amputee*</b>  Material: Mesh	L	Green			NA1203									





\*Must be used with HOY\_AMPUTEE\_SB

### Hoyer® Loop Style Sling Color/Size Chart - Standard Size

Recommended weight range should only be used as a guideline as other factors can affect sizing.

Lift Types		Spreader Bar	Sling SWL
Advance Elara HPL500	HPL700 Presence Stature	Loop 	500 lbs.


Sling	Size	Color	Recommended Weight Range (lbs)											
			35	75	100	125	150	175	200	275	300	500		
<b>Quickfit Deluxe</b>  Material: Polyester	XS	Brown	NA1048											
	S	Red	NA1050											
	M	Yellow	NA1053											
	L	Green	NA1056											
	XL	Blue	NA1058											
<b>Quickfit Deluxe</b>  Material: Mesh	S	Red	NA1051											
	M	Yellow	NA1054											
	L	Green	NA1057											
	XL	Blue	NA1059											
<b>Quickfit Deluxe</b>  Material: Padded	S	Red	NA1050P											
	M	Yellow	NA1053P											
	L	Green	NA1056P											



Sling	Size	Color	Recommended Weight Range (lbs)									
			35	75	100	125	150	175	200	275	300	500
<b>Long Seat</b>  Material: Polyester	S	Red	NA1100									
	M	Yellow	NA1103									
	L	Green	NA1106									
	XL	Blue	NA1109									
<b>Long Seat</b>  Material: Mesh	S	Red	NA1101									
	M	Yellow	NA1104									
	L	Green	NA1107									
<b>Long Seat Commode</b>  Material: Polyester	S	Red	NA1125									
	M	Yellow	NA1128									
	L	Green	NA1131									
<b>Long Seat Commode</b>  Material: Mesh	S	Red	NA1126									
	M	Yellow	NA1129									
	L	Green	NA1132									


\*All slings on this page may be used for amputees


### Hoyer® Loop and Clip Style Sling Color/Size Chart - Standard Size


Recommended weight range should only be used as a guideline as other factors can affect sizing.

Lift Types	Cradle	Sling SWL
Ascend Elevate Journey	Loop 	440 lbs.

Sling	Size	Color	Recommended Weight Range (lbs)									
			35	75	100	125	150	175	200	275	300	440
<b>Deluxe Stand-Aid</b>  Material: Polyester	S	Red	NA13499N									
	M	Yellow					NA13500N					
	L	Green									NA13498N	
<b>Deluxe Transport</b>  Material: Polyester	S	Red	NA13502N									
	M	Yellow					NA13501N					
	L	Green									NA13503N	

Sling	Size	Color	Recommended Weight Range (lbs)									
			35	75	100	125	150	175	200	275	300	440
<b>Standing Disposable</b>  Material: Padded	S	Red	NA13525N									
	M	Yellow					NA13526N					
	L	Green									NA13527N	


Sling	Size	Color	Recommended Weight Range (lbs)									
			35	75	100	125	150	175	200	275	300	440
<b>Stand-Aid Clip*</b>  Material: Polyester	M	Yellow					NA13510					
	L	Green									NA13511	




















Lift Types	Cradle	Sling SWL
Elevate	Clip 	440 lbs.

\*Elevate only. Must have 0Y0488 type spreader bar for clip style sling.

### Hoyer® Loop Style Sling Color/Size Chart - Bariatric Size

Recommended weight range should only be used as a guideline as other factors can affect sizing.

Lift Types	Spreader Bar	Sling SWL
Calibre HPL700	Bariatric Loop 	850 lbs.



Sling	Size	Color	Color Example	Part Number
<b>Quickfit</b>  Material: Mesh 	M	Yellow with White Stripes		NA1009P
	L	Green with White Stripes		NA1010P
	XL	Blue with White Stripes		NA1011P
	XXL	Black with White Stripes		NA1012P
<b>Full Back</b>  Material: Mesh 	M	Yellow with White Stripes		NA1072
	L	Green with White Stripes		NA1073
	XL	Blue with White Stripes		NA1074
	XXL	Black with White Stripes		NA1075
<b>Hammock*</b>  Material: Spacer 	XL	Red with White Stripes		NA1030
	XXL	Yellow with White Stripes		NA1031
	3XL	Green with White Stripes		NA1032
	4XL	Blue with White Stripes		NA1033
	5XL	Black with White Stripes		NA1034


\*Only smaller sizes should be used with the HPL700 due to clearance over beds.

\*\* Due to the varying nature of bariatric patient shapes and sizes, it becomes increasingly difficult to provide a guide on sling size based on weight alone. Patients should be individually assessed to ascertain the correct size sling.

## Hoyer® Loop Style Sling Color/Size Chart

Recommended weight range should only be used as a guideline as other factors can affect sizing.


Lift Types		Spreader Bar
Advance Elara	HPL500 Presence Stature	Loop 
Calibre	HPL700	Bariatric Loop 




Sling	Item Number	Sling SWL	Sling	Item Number	Sling SWL	Sling	Item Number	Sling SWL
<b>Repositioning, Standard</b> 	NA25710	1000 lbs.	<b>Twin Turner, Regular</b> 	NA25705	625 lbs.	<b>Limb, Multi Loop</b> 	NA25700	400 lbs.
<b>Repositioning, Bariatric</b> 	NA25711	1000 lbs.	<b>Twin Turner, Large</b> 	NA25706	625 lbs.	<b>Limb, Single Loop</b> 	NA25701	625 lbs.




Sling	Sling SWL	Size	Color	Recommended Weight Range (lbs)												
				35	75	100	125	150	175	200	275	300	500			
<b>Standing Harness</b>  Material: Polyester 	500 lbs	XS	Brown		NA26600											
		S	Red			NA26601										
		M	Yellow				NA26602									
		L	Green							NA26603						

### Hoyer® Loop Style Sling Color/Size Chart - Standard Size

Recommended weight range should only be used as a guideline as other factors can affect sizing.

Lift Types		Spreader Bar	Sling SWL
HML400 HPL402	CHLA-2 CHLA-2T	Loop 	600 lbs.

Sling	Size	Color	Recommended Weight Range (lbs)									
			35	75	100	125	150	175	200	275	300	500
<b>U Sling Head Support</b>  Material: Padded	S	Red	70013									
	M	Yellow				70012						
	L	Green							70011			
	XL	Blue									70010	
<b>U Sling Head Support</b>  Material: Mesh	S	Red	50027									
	M	Yellow				50026						
	L	Green							50025			
<b>U Sling</b>  Material: Padded	S	Red	70003									
	M	Yellow				70002						
	L	Green							70001			
	XL	Blue									70000	

Sling	Size	Color	Recommended Weight Range (lbs)									
			35	75	100	125	150	175	200	275	300	500
<b>U Sling</b>  Material: Mesh	S	Red	50023									
	M	Yellow				50022						
	L	Green							50021			
	XL	Blue									50020	
<b>One Piece with Strap</b>  Material: Polyester	S	Red	70053									
	M	Yellow				70052						
	L	Green							70051			
<b>One Piece Commode</b>  Material: Polyester	S	Red	70058									
	M	Yellow				70057						
	L	Green							70056			
	XL	Blue									70055	